


BELLHOUSINGS & ACCESSORIES


Polished Aluminum Bellhousings BOX PACKAGED

- Designed for street and custom use, these aluminum bellhousings offer a smooth contour that is polished to a high luster for a show-car appearance.
- Hydroformed in the USA of 6061 aluminum alloy.
- A polished block plate and stainless steel fasteners are included.
- Though stronger than stock, these bellhousing are NOT SFI APPROVED.


CHEVROLET

Year	1958-81	 <p>P4700</p>
Engine	Most V-8 and 90 deg. V-6 engines with block mounted starter	
Notes	Designed for mechanical clutch linkage	
Transmission	GM Muncie/Saginaw, BW T-10	
Bore Dia.	4.684	
Depth w/Dust Shield	6.374	
Fork Opening	3.30 x 2.15	
Part No.	P4700	

FORD

Year	1965-78	 <p>P4750</p>
Engine	289-302-351 C/W All 6-bolt blocks	
Notes	Due to very close tolerances, bellhousing must be dialed in to ensure proper flywheel clearance	
Transmission	Ford Top Loader/Ford BW T-10	
Bore Dia.	4.850	
Depth w/Dust Shield	6.298	
Fork Opening	3.00 x 2.50	
Part No.	P4750	

SPECIALTY BELLHOUSING ACCESSORIES



Bellhousing anti rotator bolts
(1/2" x 3/4)
16042



Splined cross shaft
16050



Throwout fork
Billet steel
16060



5" Billet clutch release arm
16070



Billet Aluminum Fork
P5400



Yoke bearing 4 1/4" retainer
(Alum.)
16130



Yoke bearing 5 1/4" retainer
(Alum.)
16135



Throwout bearing
16131



Throwout bearing
16190



Throwout bearing
16255

COMPONENTS FOR BELLHOUSINGS



15705



15940



15960



15981



15976



15975



15977

Safety Block Plates with bellhousing bolt kits BOX

PACKAGED, PAT. NO. 3,841,290

These steel plates are the same as those included in our bellhousing kits. A must for block protection and required by most racing associations. Block plate must be used to meet S.F.I. safety requirements.

Fits 15000, 15003, 15010, 15015, 15020, 15030, 15050, 15060 Bell housings	15705
Fits 15005 bellhousing for Chevy/Pontiac 5.7L V8 LS-1	15708
Fits 15100, 15120 bellhousings, Pontiac, Olds	15731
Fits 15200, 15201, 15202, 15203 and 15205 bellhousings, Ford 289-351C/W	15726
Fits 15230 bellhousing for Ford 4.6L & 5.4L V8	15728
Fits 15210 bellhousing, Ford 390-428	15741
Fits 15220 bellhousing, Ford 429-460	15729
Fits 15320 bellhousing, Chrysler 273-360	15781
Fits 15330 bellhousing, Chrysler 383-440	15765

Offset Dowel Pins SKIN PACKAGED

Available for most GM, Ford, and Mopar applications. Adjustable dowel pins correct for improper register bore alignment of bellhousing to engine crankshaft center line. A must when accurately dialing in bellhousings. Available in .007", .014", and .021" offset as well as stock configuration.

Applications

GM .625 Dia		Ford/Mopar .500 Dia	
.000" Offset (Stock)	15915	.000" Offset (Stock)	15945
.007" Offset	15920	.007" Offset	15950
.014" Offset	15930	.014" Offset	15960
.021" Offset	15940	.021" Offset	15970

NOTE: WILL NOT FIT FORD 4.6L/5.4L ENGINE BLOCKS

Bellhousing Locating Kit SKIN PACKAGED

This kit is used to dial in a misaligned register bore which could cause a missed shift or premature pilot bearing failure. Two centerless ground dowel pins replace the stock pins and are extra long for use with block plates. The bellhousing dowel pin holes must be enlarged approximately 1/16". Then the bellhousing can be bolted in position loosely. At this point the transmission register bore is checked with a dial indicator and moved in the proper direction by tapping the bellhousing with a mallet. After the bellhousing is positioned, the chamfered washers are placed over the dowel pins and welded to the bellhousing. Welding is required.

All Ford and Mopar (.500 Dia.)	15980
All GM (.622 Dia.)	15981

Roller Pilot Bearing for Chevrolet

Applications SKIN PACKAGED

Worn pilot bearings can cause hard shifting and increase transmission wear. When changing your clutch, be sure to use a new pilot bearing for best results.

Roller Pilot Bearing reduces parasitic drag. Direct replacement for all Chevrolet V-8 applications	15977
Bronze (factory style) replacement.	
Fits all Chevrolet V-8 applications	15976
For use when adapting Ford or Lenco transmission to Chevrolet engines. Contains sealed ball bearing (.669 I.D. bearing) and adapter ring O.D. 1.72 (included in 15030 and 15060 bellhousing)	15975

COMPONENTS FOR BELLHOUSINGS

EZ-Adjustable Dowel Pins

NEW!

These EZ Adjustable Dowel Pins are incredibly easy to use and install! They slip into the engine block dowel pin holes with ease. Designed to be turned easily with an open-end wrench. Once pointed in the proper direction, turn setscrew to tighten (which runs down the center of the pin) and positively locks the dowel in position. No need to pound the pins in and out trying to adjust correctly. No drilling, welding or thread tapping required. Three different offsets are available for each engine so they fit each block correctly, Plus dowels are longer than stock so block plates can be used. Fits most 6 and 8 cylinder engines.



15960

Applications								
GM	0.621" Dia	Part #	FORD	0.500" Dia	Part #	CHRYSLER	0.496" Dia	Part #
.007" Offset		15907	.007" Offset		15967	.007"	Offset	15957
.014" Offset		15914	.014" Offset		15964	.014"	Offset	15954
.021" Offset		15921	.021" Offset		15961	.021"	Offset	15951



15510

Clutch Fork Boot *Box Packaged*

Made of soft pliable rubber to flex easily, this clutch fork boot helps keep unwanted dirt, dust and moisture from entering the bellhousing which can cause contamination of the clutch.

Fits all Chevrolet Lakewood safety bellhousings applications.

15510

NEW!

Fits all Chrysler big block and small bloc

15515



15515

Heavy-Duty Clutch Forks *Box Packaged*

These clutch forks are constructed of heavy gauge steel for additional strength to prevent flex and are recommended when installing a high performance or heavy-duty clutch. Durable zinc dichromate finish helps resist rust and corrosion.

GM applications-replaces GM p/n 14066235 & 340278

15500



15500

NOT FOR CORVETTE		
MAKE/MODEL	YEARS	APPLICATION
Buick Apollo	1973-75	W/250 6 Cylinder Engine
Buick Century, Skylark	1976-77	W/231 6 Cylinder Engine
Buick Century, Skylark	1976-77	W/VB Engine
Olds Omega	1973-74	W/250 6 Cylinder Engine
Olds Cutlass, Omega	1975	W/250 6 Cyl., 260 V8 Engines
Olds Cutlass, Omega	1976-79	All
Pontiac (All)	1973-75	W/6 Cylinder Engines
Pontiac (All)	1973-77	W/V8 Engines
Pontiac Firebird	1976-77	W/250 6 Cylinder Engine
Pontiac Firebird	1978-79	W/305, 350 V8 Engines
Pontiac Firebird	1981	W/305 V8 Engine
Chevy/GMC Truck	1973	W/307 V8 Engine
Chevrolet (All Passenger Cars)	1973-75	W/250 6 Cyl., 350 V8 Engines
Chevrolet Nova	1975	W/262 V8 Engine
Chevy/GMC Truck	1973-76	W/350 V8, 454 V8 Engines
Chevrolet Camaro, Malibu	1973-76	All
Chevelle, Monte Carlo, Nova	1976-77	All
Chevy/GMC Truck	1973-78	W/250 6 Cyl., 292 6 Cyl. Eng.
Chevrolet Camaro, Nova	1978-79	All
Chevrolet Camaro	1980-81	All
Chevy/GMC Truck	1977-84	W/305 V8, 250 V8, 454 V8 Eng.
Chevy/GMC Truck	1979-84	W/6 Cylinder Engines
Chevy/GMC Truck	1983-84	W/6 2 Diesel Engine
Chevy/GMC Stepvan	1985	W/292 6 Cylinder Engine
Chevy/GMC Stepvan	1985-86	W/350 V8, 6.2 Diesel Engines
Chevy/GMC Stepvan P20/30	1987-91	All w/Rear Drum Brakes



15525

Mustang-Designed to allow adequate fork to cover clearance when installing a Long style clutch into a 1979-85 Mustang 5.0L, and engineered specifically for use with Lakewood safety bellhousings.

1979 - 2004 Long Style Clutch

15525

1979 - 2004 Diaphragm Clutch

15535



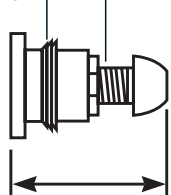
15535

COMPONENTS FOR BELLHOUSINGS



15501

13/16"-16 7/16"-20



Adjusts from approx.
1-5/16" to 1-11/16"



15502

Adjustable Clutch Fork Pivot Ball *Skin Packaged*

Designed to allow additional adjustment of the clutch fork height to eliminate clutch release problems when installing a high performance clutch. Recommended for use with Lakewood safety bellhousings.

Chevy/Pontiac/Olds (most applications)	15501
Mustang 1979-2002 Length 1.400" Thread 1/2-13	15502
Mustang 1979-2002 Length 2.317" Thread 1/2-13	15503
Mustang 1979-2002 Length 2.645" Thread 1/2-13	15504

Bellhousing Motor Mount Kit *SKIN PACKAGED*

This kit is required when utilizing the stock motor mounts on a 1955 thru 1957 Chevrolet V-8 engine in conjunction with the Lakewood Safety Bellhousing part 15003. The kit includes motor mount brackets and all necessary installation hardware.

Bellhousing Motor Mount Kit	15800
-----------------------------	-------

NOTE: This kit is included with bellhousing 15003.

Starter Adapter Kit for Chrysler *SKIN PACKAGED*

Designed for use in conjunction with Lakewood Industries 15330 bellhousings, (383-440 cu. in. including 426 wedge and Hemi engines) this kit is required to relocate the starter when a 130 tooth flywheel is utilized. Kit includes a fabricated plate w/stud, starter nose adapter and all necessary hardware.

Starter Adapter Kit	15905
---------------------	-------

NOTE: This kit is included with bellhousing 15330.



15800



15905

